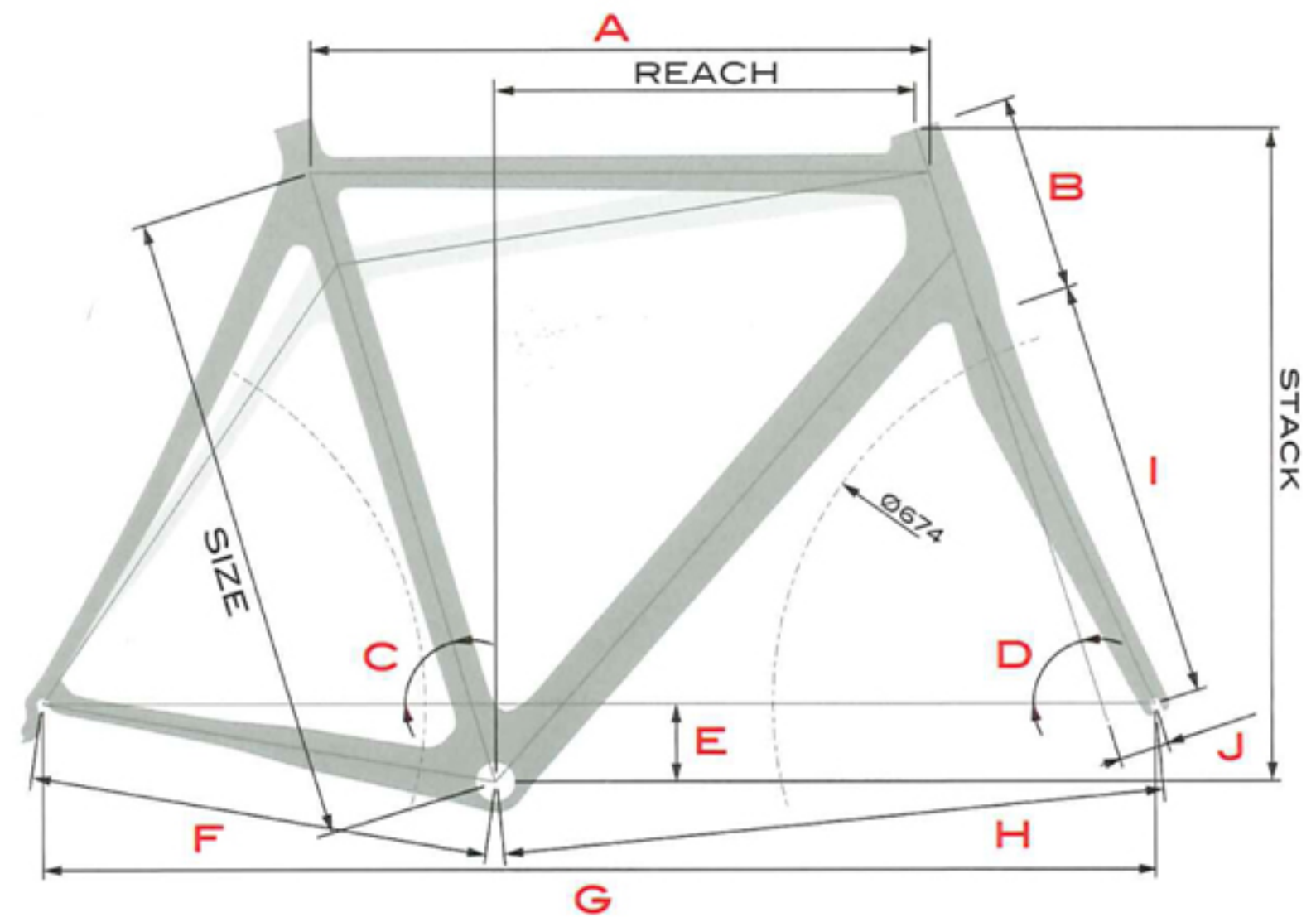
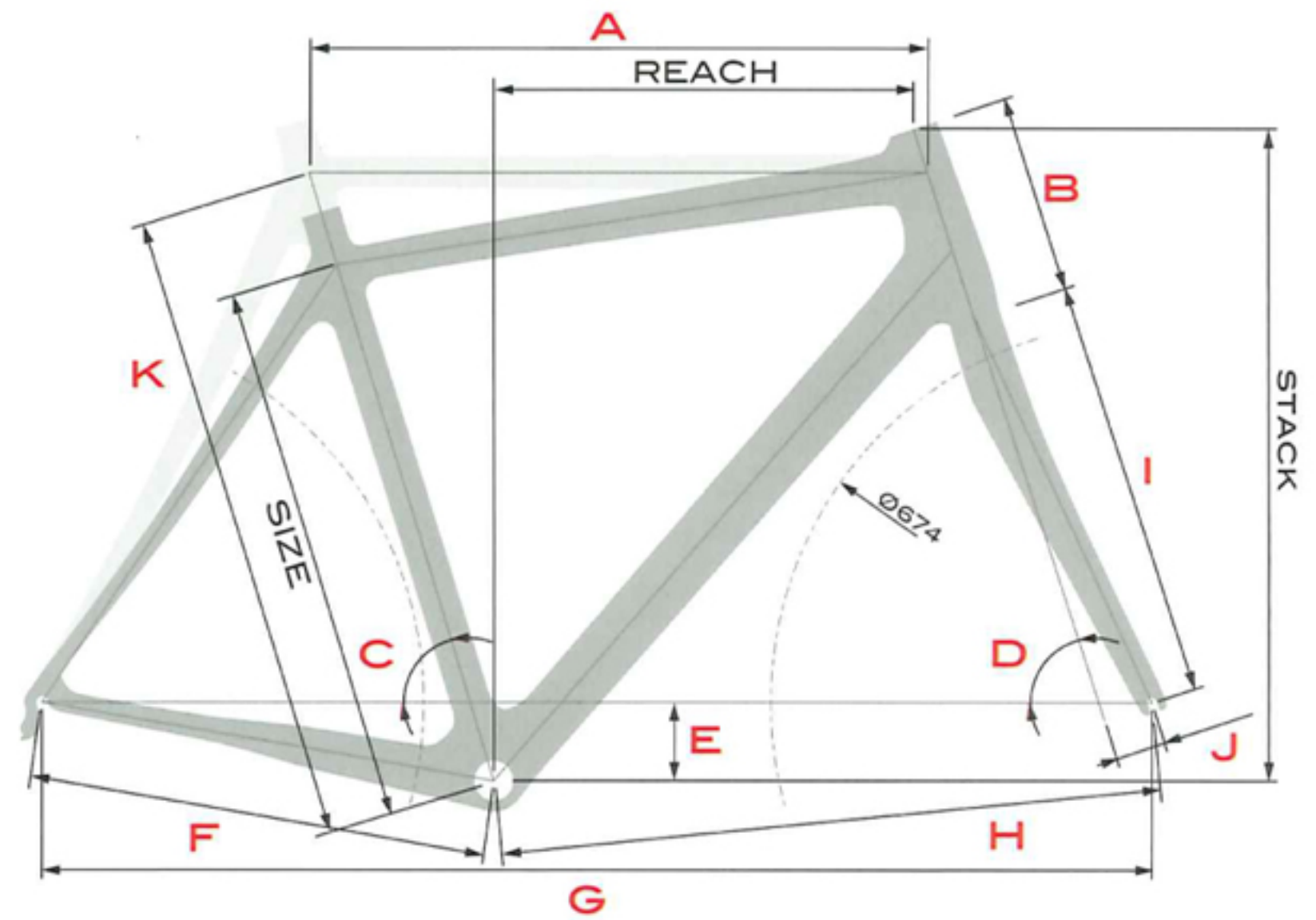


ELITE GEOMETRY CLASSIC



MODELS	SIZE	REACH	STACK	TT horizontal	HT length	ST angle	HT angle	BB drop	CS length	Wheelbase	Front-Center	Fork length	Fork offset	TRAIL
				A	B	C	D	E	F	G	H	I	J	
ALLOY	ELITE CLASSIC													
AMX-5	50	375	515	526	118	73.8	71.5	71	406	969	573	365	43	67.4
	52	379	533	539	136	73.4	71.8	71	406	976	581	365	43	65.5
	54	383	551	552	155	73.0	72.1	69	408	986	588	365	43	63.7
	56	387	569	566	173	72.6	72.4	69	408	993	595	365	43	61.8
	58	391	587	579	191	72.2	72.7	69	410	1002	601	365	43	59.9
	60	395	605	593	211	71.8	73.0	67	410	1009	608	365	43	58.1

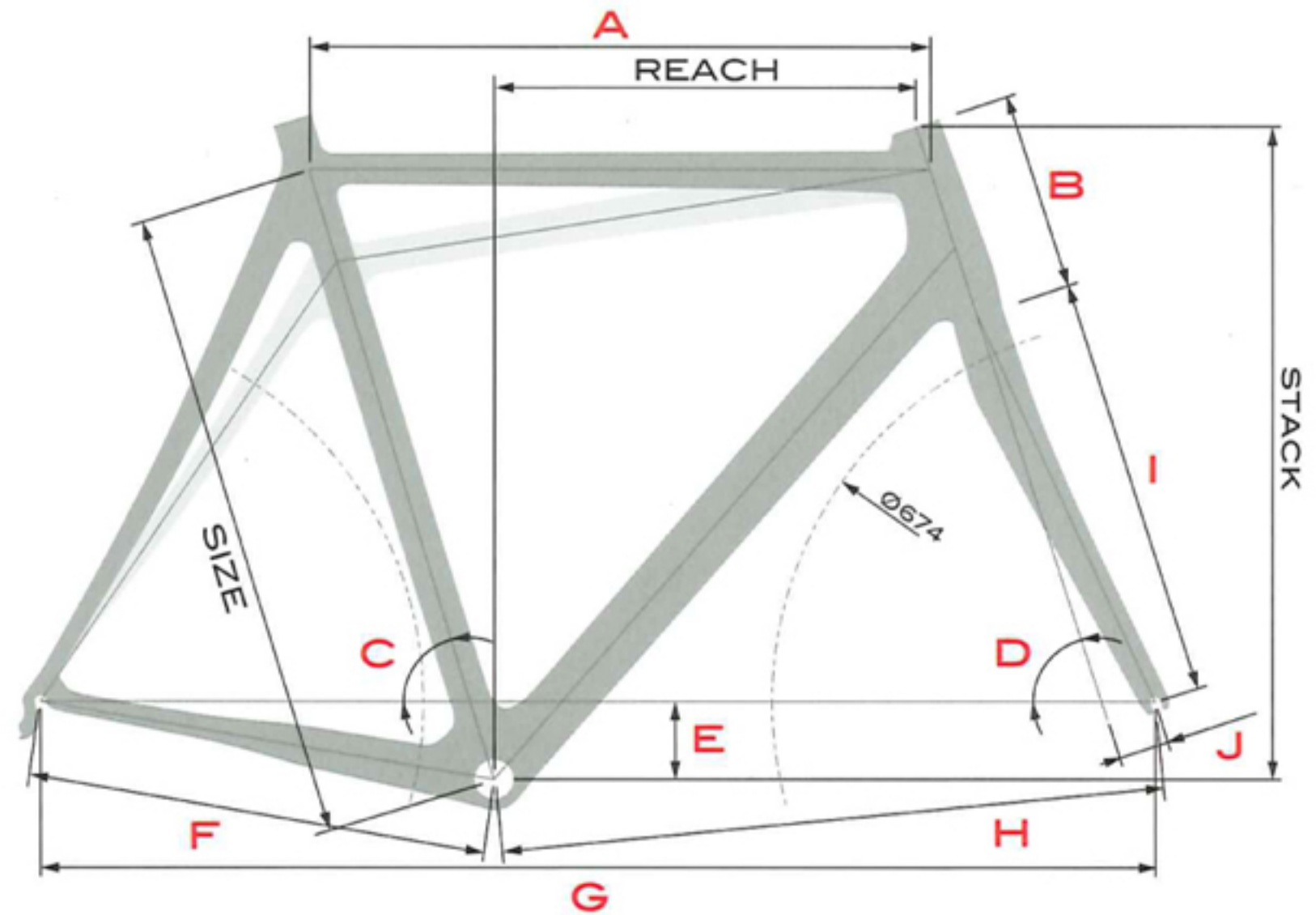
ELITE GEOMETRY SLOPING



TT horizontal
HT length
ST angle
HT angle
BB drop
CS length
Wheelbase
Front-Center
Fork length
Fork offset
Classic size

MODELS	SIZE	REACH	STACK	A	B	C	D	E	F	G	H	I	J	K	TRAIL	
ALLOY AMX-4	ELITE SLOPING MEN															
	42	375	517	527	119	73.8	71.6	71	406	968	573	365	43	499	66.8	
	45	380	539	543	141	73.3	72	71	408	979	582	365	43	523	64.3	
	48	385	561	559	165	72.8	72.3	69	408	989	591	365	43	547	62.4	
	51	390	583	576	187	72.3	72.7	69	410	999	599	365	43	572	59.9	
54	395	605	593	211	71.8	73	67	410	1009	608	365	43	597	58.1		
ALLOY AFX-4	ELITE SLOPING WOMEN															
	40	361	515	505	121	74.7	70.4	73	408	971	574	365	48	495	69.0	
	43	367	538	522	146	74.2	70.8	71	410	984	585	365	48	520	66.5	
46	373	561	539	169	73.7	71.2	71	410	994	595	365	48	545	64.0		

PERFORMANCE GEOMETRY CLASSIC



TT horizontal
HT length
ST angle
HT angle
BB drop
CS length
Wheelbase
Front-Center
Fork length
Fork offset

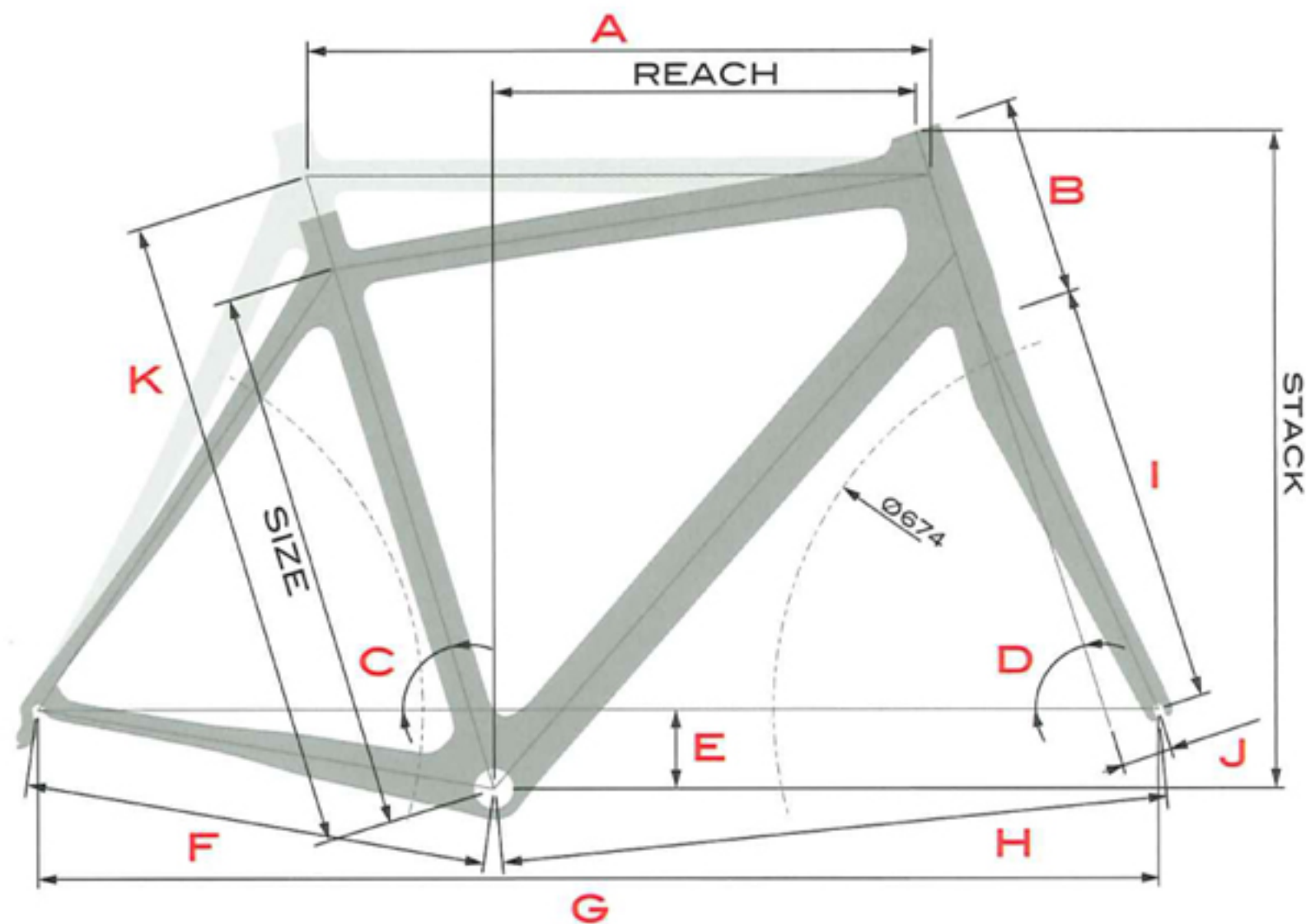
MODELS SIZE REACH STACK A B C D E F G H I J TRAIL

ALLOY
AMX-2

PERFORMANCE CLASSIC

50	366	517	512	120	74.4	71.3	71	414	970	567	365	43	68.7
52	370	535	525	138	74.0	71.7	71	414	977	573	365	43	66.2
54	375	554	540	159	73.5	72.0	69	414	986	582	365	43	64.3
56	379	573	554	177	73.1	72.4	69	414	992	588	365	43	61.8
58	384	591	569	195	72.6	72.7	69	414	1000	595	365	43	59.9
60	388	610	583	216	72.2	73.1	67	414	1006	602	365	43	57.4

PERFORMANCE GEOMETRY SLOPING



TT horizontal
HT length
ST angle
HT angle
BB drop
CS length
Wheelbase
Front-Center
Fork length
Fork offset
Classic size

MODELS

SIZE REACH STACK A B C D E F G H I J K TRAIL

ALLOY
AMX-1

PERFORMANCE SLOPING MEN

42	368	526	519	129	74.2	71.5	71	414	973	570	365	43	507	67.4
45	373	547	534	149	73.7	71.9	71	414	982	578	365	43	530	64.9
48	378	568	550	173	73.2	72.3	69	414	991	586	365	43	554	62.4
51	383	589	567	193	72.7	72.7	69	414	998	594	365	43	577	59.9
54	388	610	583	216	72.2	73.1	67	414	1006	602	365	43	600	57.4

ALLOY
AFX-1

PERFORMANCE SLOPING WOMEN

40	354	523	498	130	75.0	70.4	73	408	967	570	365	48	502	69.0
43	360	546	514	155	74.5	70.8	71	410	980	581	365	48	527	66.5
46	366	569	531	178	74.0	71.2	71	410	990	591	365	48	553	64.0

CARBON
EFX-1

Geometrie Eddy Merckx EMX 3 - EMX 5

S1 <i>seat tube c-c</i>	L <i>top tube</i>	I <i>setback</i>	A <i>angle seat</i>	T <i>head tube</i>	B <i>angle head</i>	R <i>fork rake</i>	P <i>rear stays</i>
44 slo	50,8	13,6	74,3	12	69,7	43	40,6
47 slo	55	16,3	72,5	16,5	72,5	43	41,3
50	53	13,9	73,8	12,5	70,9	43	40,6
52	54	14,6	73,6	14	71,4	43	40,6
54	54,5	15,6	73,1	16	71,4	43	40,6
56	56,2	16,7	72,6	18	72,1	43	40,8
58	58	17,4	72,5	19,5	72,5	43	40,8
60	59	18,5	72,1	21	73	43	40,8

